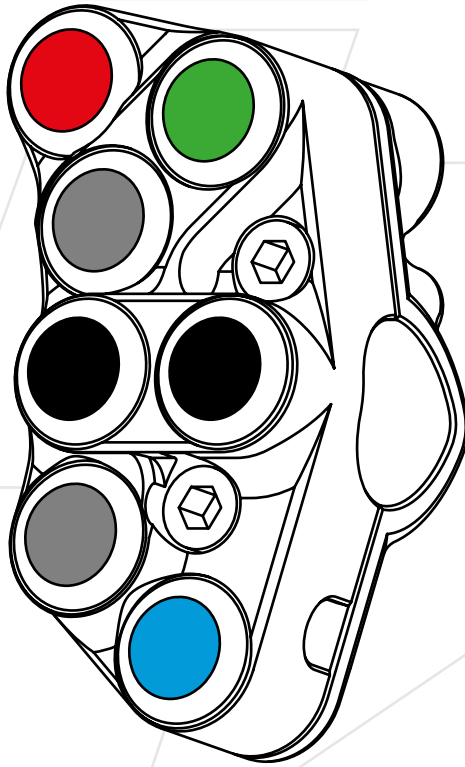


RACING LEFT HANDLEBAR SWITCH



Ref. JP PSR HO027

[®]
JETPRIME

TECHNICAL FEATURES

- CNC-machined anodized aluminium body
- stronger and lighter than the original part
- IP69K protection
- laser engraving
- wired with RAYCHEM 105° cable and sealed with RAYCHEM S1125 resin

INSTALLATION

This product is plug-and-play, no modification is required on the bike:

1. make sure the ignition is turned off
2. disconnect and remove the original handlebar switch (refer to the manufacturer's workshop manual)
3. install the JETPRIME handlebar switch on the handlebar using the provided bolts, and tighten to 10 Nm
4. connect the wiring to the original connectors

FUNCTIONS

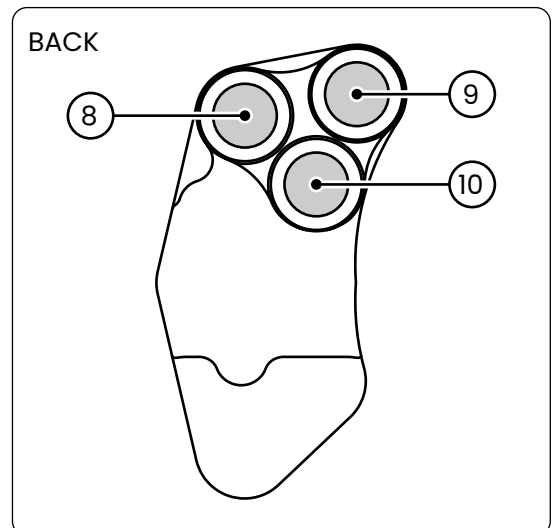
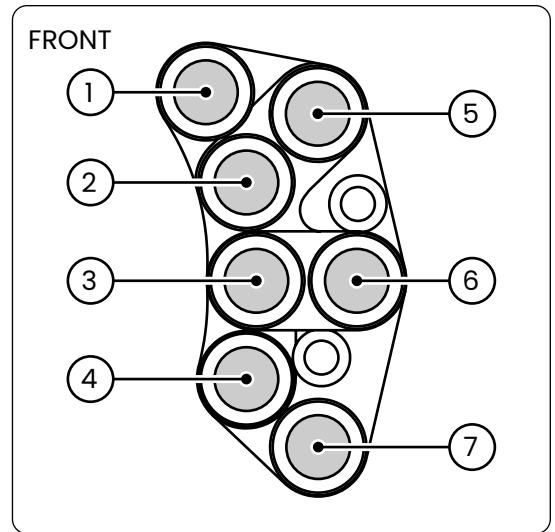
1. PIT
2. UP
3. LEFT
4. DOWN
5. PIT RELEASE
6. RIGHT
7. MAP
8. ENGINE BRAKE
9. LAP
10. MODE

NOTE

This is a RACING handlebar switch.
It is specifically designed for track use and includes only the essential functions needed for racing.

NOTE

This handlebar switch is designed for racing, and is specific to bikes equipped with an **HRC** control unit.
If the HRC control unit is not installed, some functions are not available.





JETPRIME S.R.L.

Via Eugenio Montale, 1
41016 Novi di Modena - Rovereto sulla Secchia (MO)
Phone: +39 059 672223 - Email: info@jetprime.it

www.jetprimeshop.it

All JETPRIME products are designed for racing use only and should be installed by an expert.

The manufacturer, importer, or dealer shall not be liable for any damage caused by improper installation or operation of the JETPRIME product.

The warranty is limited to defects recognized by our technical department and to normal use. The warranty is void in case of accident, modification, improper or racing use.

Do not install the product on a motorcycle for which it was not designed or tested by JETPRIME.

The technical specifications of JETPRIME products and related products are subject to change without notice.